

ALUBOX-EX Series



1
2
3
ATEX [Ex II 3 GD]




JUNCTION BOXES



Suitable for outdoor use.

- Supplied with enclosure earthing kit.
- Use only non-sparking components and cable glands compliant with the ATEX directive.

VERSIONS

	Enclosure IP66
	Mounting plates
	DIN rail kit

BEHAVIOUR WITH CHEMICAL AND ATMOSPHERIC AGENTS

Saline solution	Acids		Bases		Solvents				Mineral oil	UV rays
	Concentrated	Diluted	Concentrated	Diluted	Hexane	Benzol	Acetone	Alcohol		
Resistant	Limited Resistance	Resistant	Limited Resistance	Resistant	Limited Resistance	Limited Resistance	Limited Resistance	Resistant	Resistant	Resistant

For specific substances please contact our technical service.

REFERENCE STANDARDS

ATEX	EN 60079-0 Electrical apparatus for use in the presence of combustible dust. <i>Part 0: General requirements.</i>
ATEX	EN 60079-15 Electrical apparatus for use in the presence of combustible dust. <i>Part 15: Equipment protection by type of protection "n".</i>
ATEX	EN 60079-31 Electrical apparatus for use in the presence of combustible dust. <i>Part 31: Protection by enclosures 'tD'.</i>
	EN 60670-22 Boxes and enclosures for electrical accessories for household and similar fixed electrical installations. <i>Part 22: particular requirements for connecting boxes and enclosures.</i>

TECHNICAL CHARACTERISTICS

ATEX Code:	Ex II 3 GD
Type of EX protection:	Ex nA IIC T6 Gc Ex tc IIIC T90°C Dc IP66 Ta -20°C / +40°C
Operating temperature according to the reference standard:	-20°C +40°C
Maximum permissible surface temperature:	T90°C
Protection degree:	IP66
Impact resistance:	Low mechanical risk (4J)
Material:	Aluminium alloy
IK degree at 20°C:	IK08
Cable inlets:	Blank sides
DIN rail fixing:	Yes
Colour:	RAL 7037
CE Certification type:	SCAME ATEX 01U

Ambient	Gas			Dust		
Zone	0 - Ga	1 - Gb	2 - Gc	20 - Da	21 - Db	22 - Dc

ENCLOSURES - IP66



Dimensions (mm)	Screw for attaching cover	Earthing screws	Weight (Kg)		
100 x 100 x 59	☐ n° 2 M5x10mm	n°1 M4x6	0,290	1/32	653.9000
140 x 115 x 60	☐ n° 4 M5x16mm	n°1 M4x6	0,390	1/24	653.9001
166 x 142 x 64	☐ n° 4 M5x16mm	n°1 M4x6	0,614	1/16	653.9002
192 x 168 x 80	☐ n° 4 M5x16mm	n°1 M4x6	0,920	1/12	653.9003
253 x 217 x 93	☐ n° 4 M6x20mm	n°1 M4x6	1,430	1/6	653.9004
314 x 264 x 122	☐ n° 4 M6x20mm	n°1 M4x6	2,236	1/2	653.9005
410 x 315 x 153	☐ n° 4 M6x20mm	n°1 M4x6	3,861	1	653.9007

- Enclosure and cover in die-cast aluminium.
- Externally varnished.
- With stainless steel screws for attaching cover and self-tapping

zinc-coated steel screws for earthing the enclosure and cover.

- ☐ = Counter-sunk head screw.
- ☐ = Flat head screw.

MOUNTING PLATES


DIN RAIL KIT

For enclosures (mm)	Screw for attaching cover	Thickness (mm)	Weight (Kg)			
100 x 100 x 59					1	653.020
140 x 115 x 60	n° 4 M4x6	1,5	0,140	1/40	1	653.021
166 x 142 x 64	n° 4 M4x6	1,5	0,213	1/20	1	653.022
192 x 168 x 80	n° 4 M4x6	1,5	0,245	1/20	1	653.023
253 x 217 x 93	n° 4 M4x6	1,5	0,423	1/10	1	653.024
314 x 264 x 122	n° 4 M4x6	1,5	0,626	1/10	1	653.025
410 x 315 x 153	n° 4 M4x6	2	1,436	5	1	653.027


- Zinc-coated steel plate.
- With zinc-coated steel self-tapping screws for attaching the plate.



Enclosures and covers in aluminium alloy with blank walls and covered.



Holding seal in expanded EPDM, already mounted in place on the cover.



Fixing to wall by brackets incorporated in the enclosure base.

- Available as junction boxes.
- Minimum order quantity: 50 pcs.



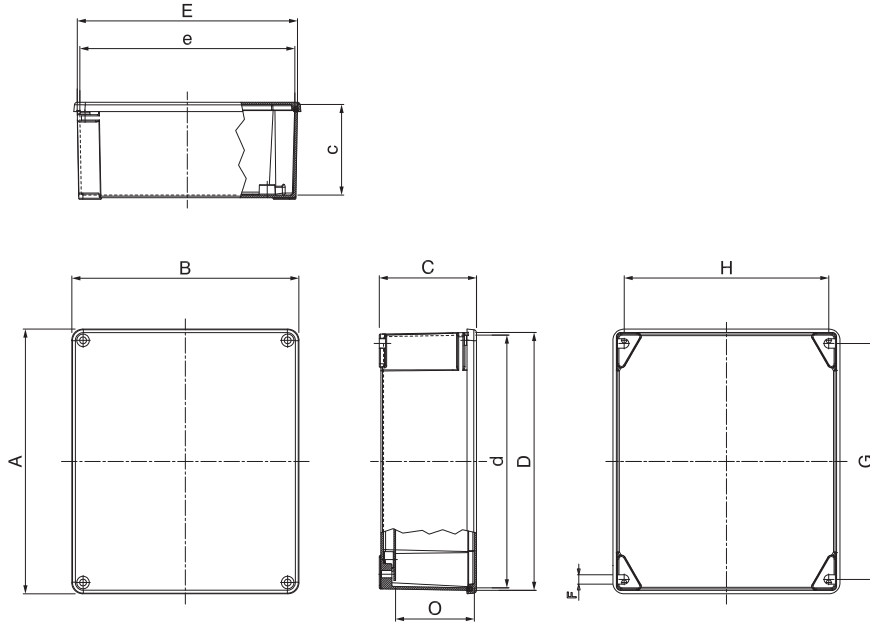
ALUBOX-EX Series



1
2
3
ATEX [Ex II 3 GD]

DIMENSIONS

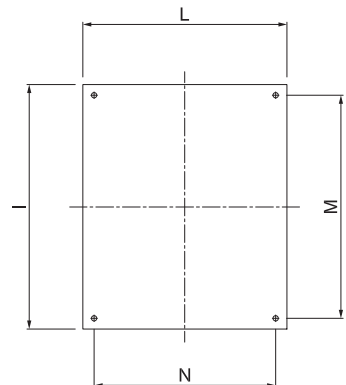
ENCLOSURES



Code	X	External dimensions (with cover)			External box dimensions		Internal dimensions (with cover)			Surface mounting points			Useful height
		A	B	C	D	E	c	d	e	F	G	H	O
	mm	mm	mm	mm	mm	mm	mm	mm	mm	mm	mm	mm	mm
653.9000	32	100	100	59	94	94	53	90	90	6	88	80	X
653.9001	24	140	115	60	134	109	55	130	104	6	120	100	45
653.9002	16	166	142	64	160	136	58	156	132	7,5	144	125	48
653.9003	12	192	168	80	185	161	74	180	156	6	168	149	64
653.9004	6	253	217	93	247	211	85	242	206	9	226	196	75
653.9005	2	314	264	122	305	255	114	299	249	9	275	236	103
653.9007	1	410	315	153	400	305	144	393	298	9	367	283	127

MOUNTING PLATES

Code	Box reference (mm)	I	L	M	N
		mm	mm	mm	mm
653.011	1 140x115	122	97	107	66
653.012	1 166x142	147	123	121	98
653.013	1 192x168	165	124	153	112
653.014	1 253x217	206	172	188	153
653.015	1 314x264	254	210	238	198
653.017	1 410x315	349	260	333	248



(Dimensions in mm)